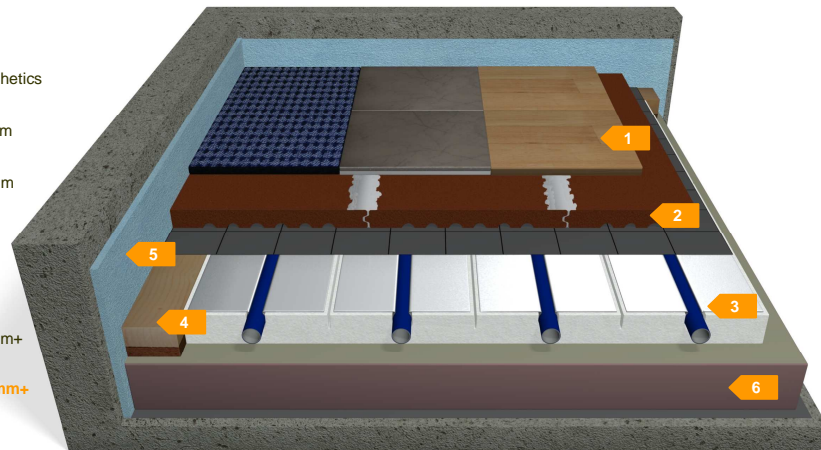




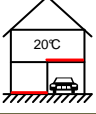

■ Carpet / Tiles / Timber / Laminates / Synthetics
 Screed Replacement Tile
 System IDEAL EPS



- 1 Carpet / Tiles / Timber / Laminates / Synthetics
- 2 Screed Replacement Tile 20mm
- 3 System element EPS + pipe 30mm
- 4 Perimeter support batten
- 5 Perimeter insulation
- 6 Kingspan Kooltherm K3 50mm+
- Construction height 100 mm+



Technical Data Construction suitable for floors with significant heat loss below

Construction height	mm	100+	Height without floor finish
Weight	kg/m ²	43	Weight without floor finish
Thermal resistance R *	m ² K/W	3,279	
Heat exchange coefficient	W/m ² K	0,17-0,21	
Live design load	kN/m ²	≤5,0	
Point load (≥ 20cm ²)	kN	≤4,0	
Impact sound reduction	dB	n.a.	
Area of application Ground floors or floors located above unheated rooms such as garages 	*Based on 50mm Kingspan Kooltherm K3 and the additional properties of the JUPITER IDEAL 30mm element and timber floor. The resistance does not include for thermal resistance offered by the ground conditions. For exact insulation requirement and certification please contact Kingspan Techline on 0870 850 8555.		
Specific installation requirements Working in conjunction with 	Substrate must be solid, level and flat so that the heating elements can lie flat. Tolerance required as per DIN 18202 table 3, group 4.		